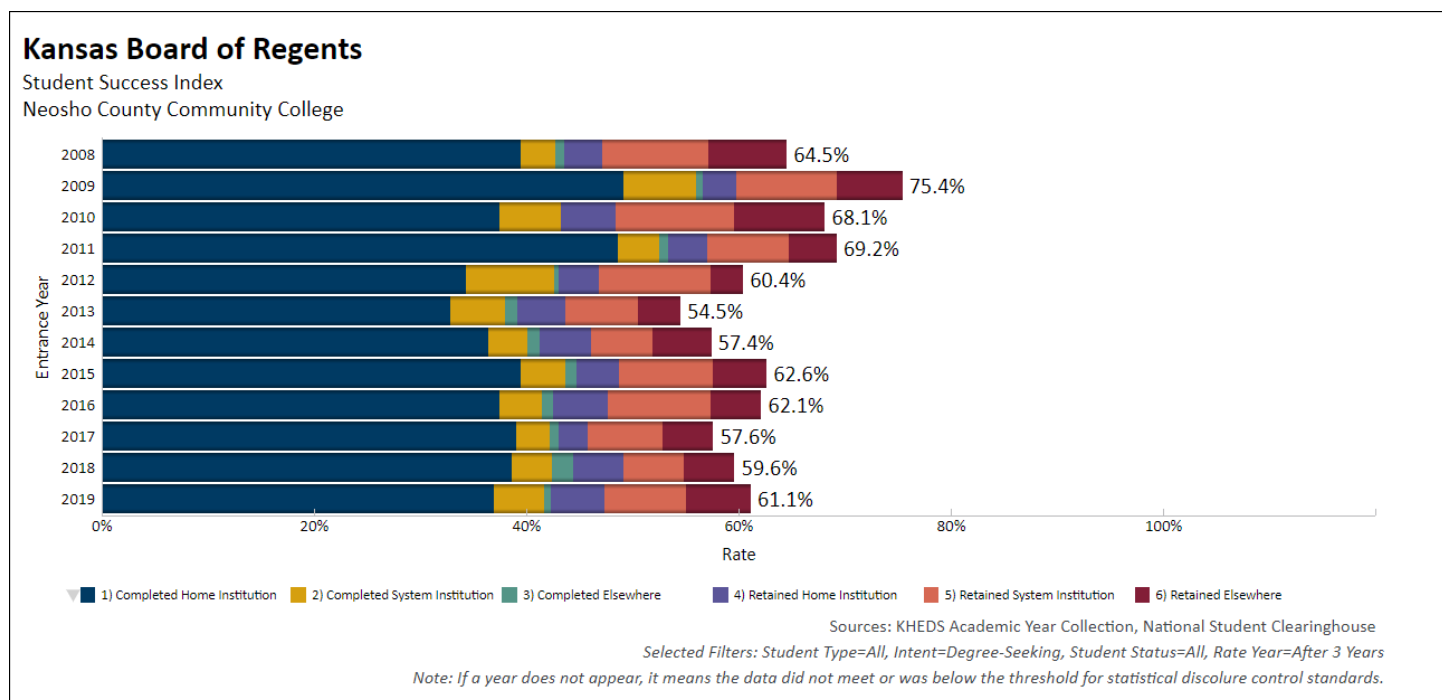


Student Success Report 2023

Success for our students can come in many forms; however, one of the easiest ways to identify success is through the completion of degrees and certificates at NCCC. The following table displays the number and types of award completions for the most recent five years.

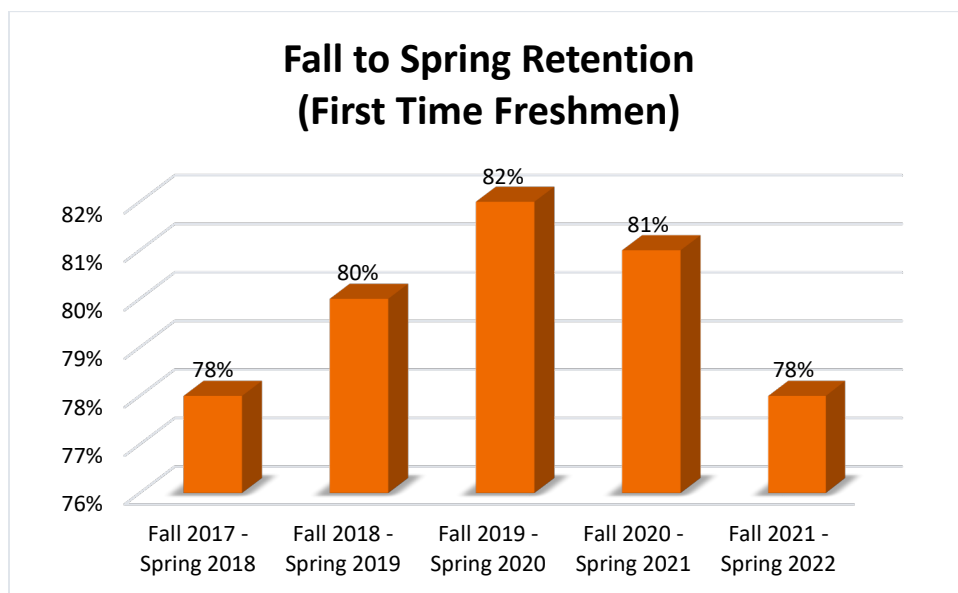
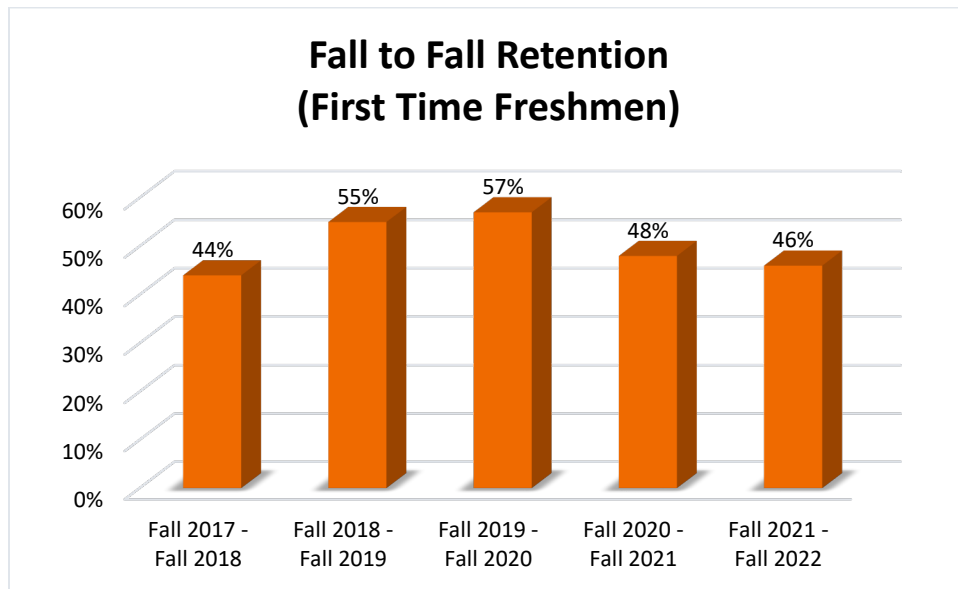
Award	2018	2019	2020	2021	2022
Short-term Certificates	277	242	274	218	218
Certificates	259	275	169	250	269
Associate Degrees	365	303	301	338	289
Total	901	820	744	806	776

Another method to highlight student success is through the Kansas Board of Regents Student Success Index. This index identifies the percentage of students who complete at NCCC (Home Institution), the percentage of students who completed at a public institution in Kansas (System Institution), or completed elsewhere. It also provides cohort based retention data. The Total Success Rate indicates the percentage of students who either complete or are retained.



Retention

NCCC also measures the fall-to-fall and fall-to-spring retention of our first time freshmen. The fall-to-fall data indicates that on average, 50% of our first time freshmen return for the next academic year. The fall-to-spring data indicates that on average, 80% of our first time freshmen stay for a complete academic year.



Success rates related to specific programs such as licensure exam pass rates can be found on the specific program webpage.